

vtech[®]
baby

Instruction Manual

Peek & Turn Discovery Book™



INTRODUCTION

Thank you for purchasing the **Peek & Turn Discovery Book™**. Get ready for a playful reading adventure! Dive into the pages to discover cute animals, exciting objects, colors, shapes, numbers and more. The charming caterpillar guides little ones through the book, and the colorful light-up shape buttons will help build vocabulary skills with every press.

Light-Up Shape Buttons

Caterpillar Button

Mode Switch



On/Off/Volume Switch

INCLUDED IN THE PACKAGE

- Peek & Turn Discovery Book™
- Quick Start Guide

WARNING

All packing materials, such as tape, plastic sheets, packaging locks, removable tags, cable ties, cords and packaging screws are not part of this toy, and should be discarded for your child's safety.

NOTE

Please save this Instruction Manual as it contains important information.

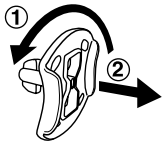
ATTENTION

Pour la sécurité de votre enfant, débarrassez-vous de tous les produits d'emballage tels que rubans adhésifs, feuilles de plastique, attaches, étiquettes et vis d'emballage. Ils ne font pas partie du jouet.

NOTE

Il est conseillé de sauvegarder ce manuel d'instructions car il comporte des informations importantes.

Unlock the Packaging Locks




- ① Rotate the packaging locks 90 degrees counterclockwise.
- ② Pull out the packaging locks and discard.

GETTING STARTED

Battery Removal and Installation

1. Make sure the unit is turned **Off**.
2. Find the battery cover located on the bottom of the book, use a screwdriver to loosen the screw and then open the battery cover.
3. Remove old batteries by pulling up on one end of each battery.
4. Install 2 new AA (AM-3/LR6) batteries following the diagram inside the battery box. (For best performance, alkaline batteries or fully charged Ni-MH rechargeable batteries are recommended.)
5. Replace the battery cover and tighten the screw to secure.



WARNING:

Adult assembly required for battery installation.
Keep batteries out of reach of children.



ATTENTION :

Les piles ou accumulateurs doivent être installés par un adulte.
Tenir les piles ou accumulateurs hors de portée des enfants.

IMPORTANT: BATTERY INFORMATION

- Insert batteries with the correct polarity (+ and -).
- Do not mix old and new batteries.
- Do not mix alkaline, standard (carbon-zinc) or rechargeable batteries.
- Only batteries of the same or equivalent type as recommended are to be used.
- Do not short-circuit the supply terminals.
- Remove batteries during long periods of non-use.
- Remove exhausted batteries from the toy.
- Dispose of batteries safely. Do not dispose of batteries in fire.

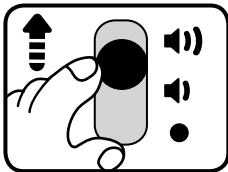
RECHARGEABLE BATTERIES

- Remove rechargeable batteries (if removable) from toy before charging.
- Rechargeable batteries are only to be charged under adult supervision.
- Do not charge non-rechargeable batteries.

PRODUCT FEATURES

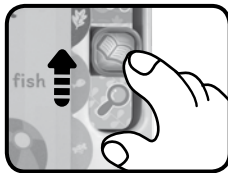
1. On/Off/Volume Switch

To turn the unit **On**, slide the **On/Off/Volume Switch** to the Low volume (🔊) or High volume (🔊) position. You will hear a phrase and a song. To turn the unit **Off**, slide the **On/Off/Volume Switch** to the **Off** ● position.



2. Mode Switch

Switch between Explore mode, Learning mode and Music mode by sliding the **Mode Switch** up or down.



3. Automatic Shut-Off

To preserve battery life, the **Peek & Turn Discovery Book™** will automatically power down after approximately 30 seconds without input. The unit can be turned on again by pressing any button or sliding the mode selector.

NOTE

If the unit powers down or the light fades out during play, please install a new set of batteries.

ACTIVITIES


1. Light-Up Shape Buttons

Press the **Light-Up Shape Buttons** to learn about animals, colors, shapes, objects and more! In Music mode when the book is closed, press one of the **Light-Up Shape Buttons** to hear six melodies play for more than two minutes of continuous music. The lights will flash with the sound.



2. Caterpillar Button

Press the **Caterpillar Button** to learn about the animals that appear on the left side of the pages, or hear fun sounds and short tunes in Music mode. The lights will flash with the sound.



3. Book Pages

Turn the **Book Pages** to hear a fun sound or a short tune. Close the book to hear a song. The lights will flash with the sound.



MELODIES

1. Here We Go Looby Loo
2. Pop! Goes the Weasel
3. Teddy Bears' Picnic
4. My Bonnie Lies Over the Ocean
5. Sailing, Sailing
6. Sailor's Hornpipe
7. The Green Grass Grew All Around
8. Little Miss Muffet
9. Mary, Mary Quite Contrary
10. Pussy Cat, Pussy Cat
11. Where Has My Little Dog Gone?
12. BINGO
13. Old MacDonald Had a Farm
14. Little Boy Blue
15. Mary Had a Little Lamb
16. Brahms' Lullaby
17. Twinkle, Twinkle Little Star
18. Rock-a-bye Baby

SONG LYRICS

Song 1

Turn the pages, one by one.

Reading is fun for everyone.

CARE & MAINTENANCE

1. Keep the unit clean by wiping it with a slightly damp cloth.
2. Keep the unit out of direct sunlight and away from any direct heat sources.
3. Remove the batteries if the unit will not be in use for an extended period of time.
4. Do not drop the unit on hard surfaces and do not expose the unit to moisture or water.

TROUBLESHOOTING

If for some reason the unit stops working or malfunctions, please follow these steps:

1. Turn the unit **Off**.
2. Interrupt the power supply by removing the batteries.
3. Let the unit stand for a few minutes, then replace the batteries.
4. Turn the unit **On**. The unit should now be ready to use again.
5. If the unit still does not work, install a new set of batteries.

IMPORTANT NOTE:

If the problem persists, please call our **Consumer Services Department** at **1-800-521-2010** in the U.S. or **1-877-352-8697** in Canada, or by going to our website at **vtechkids.com** and filling out our **Contact Us** form located under the **Customer Support** link. Creating and developing VTech products is accompanied by a responsibility that we take very seriously. We make every effort to ensure the accuracy of the information, which forms the value of our products. However, errors sometimes can occur. It is important for you to know that we stand behind our products and encourage you to contact us with any problems and/or suggestions that you might have. A service representative will be happy to help you.

NOTE

This equipment has been tested and found to comply with the limits for a Class B digital device, pursuant to Part 15 of the FCC Rules. These limits are designed to provide reasonable protection against harmful interference in a residential installation. This equipment generates, uses and can radiate radio frequency energy and, if not installed and used in accordance with the instructions, may cause harmful interference to radio communications. However, there is no guarantee that interference will not occur in a particular installation. If this equipment does cause harmful interference to radio or television reception, which can be determined by turning the equipment off and on, the user is encouraged to try to correct the interference by one or

more of the following measures:

- Reorient or relocate the receiving antenna.
- Increase the separation between the equipment and receiver.
- Connect the equipment into an outlet on a circuit different from that to which the receiver is connected.
- Consult the dealer or an experienced radio/TV technician for help.

CAUTION

Changes or modifications not expressly approved by the party responsible for compliance could void the user's authority to operate the equipment.

Supplier's Declaration of Conformity

47 CFR § 2.1077 Compliance Information

Trade Name:	VTech®
Model:	5742
Product Name:	Peek & Turn Discovery Book™
Responsible Party:	VTech Electronics North America, L.L.C.
Address:	1156 W. Shure Drive, Suite 200 Arlington Heights, IL 60004
Website:	vtechkids.com

THIS DEVICE COMPLIES WITH PART 15 OF THE FCC RULES. OPERATION IS SUBJECT TO THE FOLLOWING TWO CONDITIONS: (1) THIS DEVICE MAY NOT CAUSE HARMFUL INTERFERENCE, AND (2) THIS DEVICE MUST ACCEPT ANY INTERFERENCE RECEIVED, INCLUDING INTERFERENCE THAT MAY CAUSE UNDESIRE OPERATION.
CAN ICES-003(B)/NMB-003(B)

**Visit our website for more
information about our products,
downloads, resources and more.**

vtechkids.com
vtechkids.ca

Read our complete warranty policy online at
vtechkids.com/warranty
vtechkids.ca/warranty

